




# New Jersey Graduation Proficiency Assessment (NJGPA)



## **NJGPA Results: Spring 2023 Administration**

Cherry Hill Public Schools

August 22, 2023





**Spring 2023 NJGPA results will not be  
compared to**

**Spring 2022 NJGPA results because  
Spring 2022 NJGPA was a field test.**



# NJGPA Overview (1 of 2)



- Statute requires the State graduation proficiency assessment to be **administered to all grade 11 students.** (N.J.S.A. 18A:7C-6)
- NJGPA is designed to measure the extent to which students are graduation ready in English Language Arts (ELA) and Mathematics.
- Graduation readiness is reported separately for each content component.
- The ELA component is aligned to the grade 10 NJSLS-ELA standards.
- The Mathematics component is aligned to NJSLS- Mathematics Algebra I and Geometry standards.






# NJGPA Overview (2 of 2)



- On May 3, 2023, the New Jersey State Board of Education adopted the proficiency level cut score for the English language Arts (ELA) and Mathematics components of the NJGPA, as well as the menu of alternative assessments and aligned cut scores.
- Students who take but do not meet the minimum required score on each component of the assessment will have the opportunity to receive additional supports and may take the following steps:
  - Retake the ELA and/or Mathematics components of the New Jersey Graduation Proficiency Assessment in the following summer or fall;
  - Meet a designated cut score from the menu of substitute competency tests; or
  - Complete a portfolio appeal.



# Comparison of Cherry Hill's Spring 2023 NJGPA Administration - Percentages



Content Component	Graduation Ready, District	Graduation Ready, State	Not Yet Graduation Ready, District	Not Yet Graduation Ready, State
English Language Arts (ELA)	88.5 (774 students)	80.5 (79,108 students)	11.5 (101 students)	19.5 (19,222 students)
Mathematics	68.4 (599 students)	55.0 (54,499 students)	31.6 (277 students)	45.0 (44,513 students)

Note: Percentages may not total 100 due to rounding.



# Cherry Hill's Spring 2023 NJGPA School-Level Outcomes English Language Arts Component – Percentages



ELA Component	Not Yet Graduation Ready	Graduation Ready
Cherry Hill High School East	9.5 (42 students)	90.5 (401 students)
Cherry Hill High School West	13.7 (59 students)	86.3 (371 students)

Note: Percentages may not total 100 due to rounding.



# Cherry Hill's Spring 2023 NJGPA School-Level Outcomes Mathematics Component - Percentages



Mathematics Component	Not Yet Graduation Ready	Graduation Ready
Cherry Hill High School East	23.0 (102 students)	77.0 (342 students)
Cherry Hill High School West	40.5 (174 students)	59.5 (256 students)

Note: Percentages may not total 100 due to rounding.



# Comparison of Cherry Hill High School East's Spring 2023 NJGPA Administration to Cherry Hill District's - Percentages



Content Component	Graduation Ready, East	Graduation Ready, District	Not Yet Graduation Ready, East	Not Yet Graduation Ready, District
English Language Arts (ELA)	90.5 (401 students)	88.5 (774 students)	9.5 (42 students)	11.5 (101 students)
Mathematics	77.0 (342 students)	68.4 (599 students)	23.0 (102 students)	31.6 (277 students)

Note: Percentages may not total 100 due to rounding.






# Comparison of Cherry Hill High School West's Spring 2023 NJGPA Administration to Cherry Hill District's - Percentages



Content Component	Graduation Ready, West	Graduation Ready, District	Not Yet Graduation Ready, West	Not Yet Graduation Ready, District
English Language Arts (ELA)	86.3 (371 students)	88.5 (774 students)	13.7 (59 students)	11.5 (101 students)
Mathematics	59.5 (256 students)	68.4 (599 students)	40.5 (174 students)	31.6 (277 students)

Note: Percentages may not total 100 due to rounding.

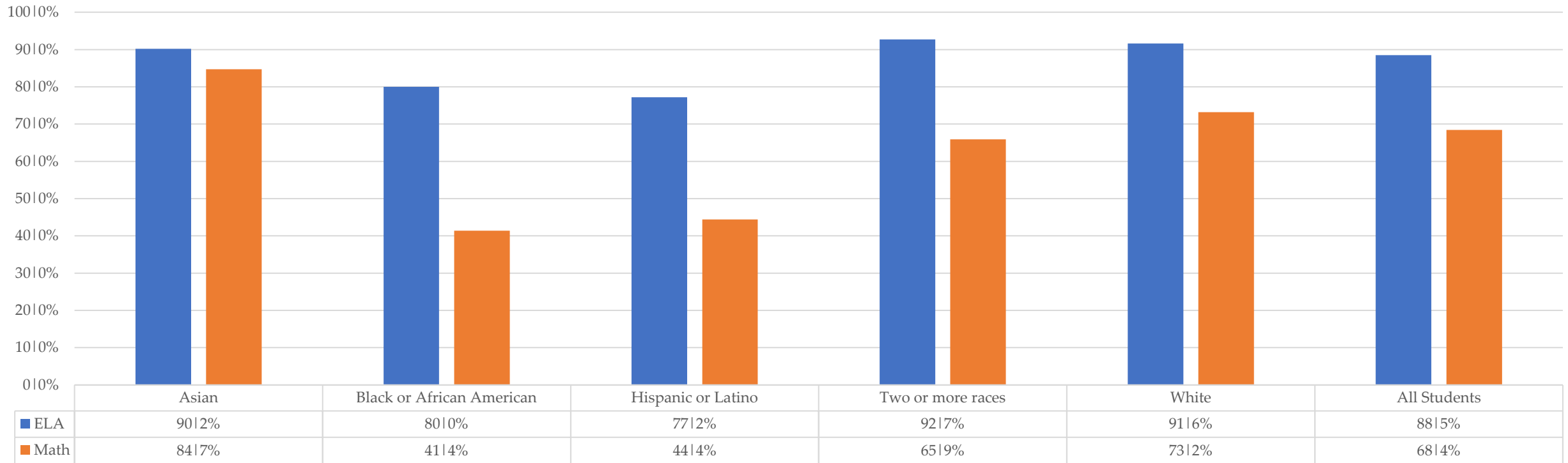




# 2023 NJGPA: Graduation Ready



2023 NJGPA Graduation Ready (Race/Ethnicity)



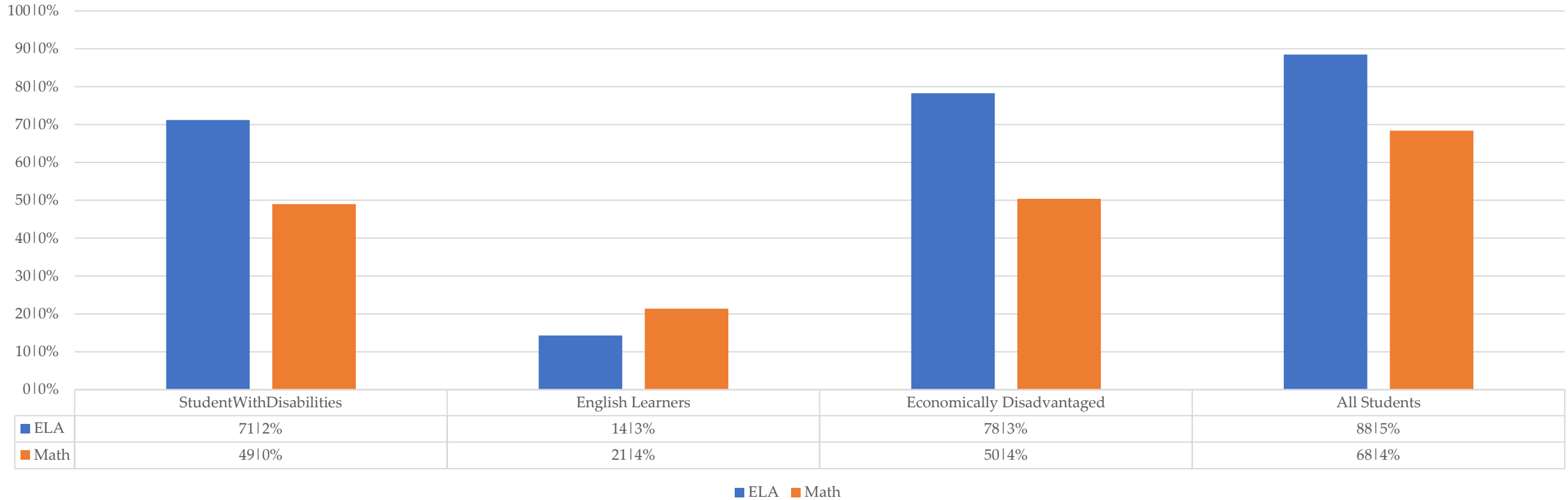
■ ELA ■ Math



# 2023 NJGPA: Graduation Ready



2023 NJGPA Graduation Ready (Subgroups)





# Notable Achievements

---



## English Language Arts

The district average for students who were graduation ready is above the state average.

Students who are identified as economically disadvantaged are performing at levels within 3% of the state average.

Students with disabilities are performing within 10% of the state average.

## Mathematics

The district average for students who were graduation ready is above the state average.

Students who are identified as economically disadvantaged are performing at levels within 5% of the state average.

Students with disabilities are performing at levels within 6% of the state average.





# Intervention Strategies




## English Language Arts

- We will use NJGPA data to isolate specific standards and identify where we need to focus instruction, predominantly informational text.
- The literacy coaches, technology coach and colleague teachers will meet with PLC groups and individual teachers to provide strategies for instruction in this area.

## Mathematics

- Targeted professional development presented by Great Minds for teachers and administrators
- Targeted interventions provided to students, based on data from both local and state assessments:
  - Algebra Seminar



# Questions???

